



SESSION EIGHT

WALK TO EMMAUS

BIG IDEA

JESUS GIVES US EYES

to see what we didn't understand before.

PREP *(Kids can help!)*

- Before the session cut out the 8 paper footprints (from appendix). Place the footprints (word side down), so they lead around the house to a place where you can read the story comfortably.
- Cut out the page of visual illusions from the appendix
- Find a magnifying glass or some binoculars

WHAT GOES IN THE BOX?

- Put everything into the Faith Box before you start



INTRO

It can be hard to make sense of things we don't understand. After Jesus had died on the cross, many of his followers were puzzled and sad.

Shortly after Jesus had died, two of his disciples were walking towards a town called Emmaus. When Jesus came and walked beside them, they didn't even recognize him. Sometimes we don't see what is in front of us even when we are looking at it!

- Take out the visual illusions from appendix.
- Everyone look at the "Hermann Grid" (Illustration A).

Do you see the grey dots that appear in the white intersections between the black squares? The grey dots are optical illusions!

- Now stare at the four black dots in the centre of Illustration B for about 15 seconds.

Close your eyes and keep them closed until an image appears.

Question

- **What do you see?**

When we look at optical illusions, we either see things we don't expect to see, or we don't see things we do expect to see.

During his ministry, Jesus had told his disciples again and again that he would die and rise from the dead. Even though they loved and followed him closely, that idea was too hard for them to understand.

READ

Ask the children to lead the way as you all follow the footprints, collecting them as you go. When you get to the end, sit down and listen to the story about this surprising journey.

Make sure everyone has a couple of footprints to hold – as you read, say “mmm” for the blank. At the end of the sentence, they hold up whichever footprint they think fits best in the blank.



“ On the Road to Emmaus

Two of Jesus’ followers were going to a village called _____ (Emmaus), about seven miles from Jerusalem. They were talking with each other about everything that had happened. As they talked and discussed these things with each other, Jesus himself came up and walked along with them; but they were kept from recognizing him.

He asked them, “What are you discussing together as you walk along?” They stood still, their faces downcast. One of them, named Cleopas, asked him, “Are you the only one visiting _____ (Jerusalem) who does not know the things that have happened there in

these days?”

“What things?” he asked.

“About Jesus of Nazareth,” they replied. “He was a prophet, powerful in word and deed before God and all the people. The chief priests and our rulers handed him over to be sentenced to death, and they crucified him; but we had hoped that he was the one who was going to redeem Israel. And what is more, it is the third day since all this took place. In addition, some of our women amazed us. They went to the _____ (tomb) early this morning but didn’t find his body. They came and told us that they had seen a vision of angels, who said he was alive. Then some

of our companions went to the _____ (tomb) and found it just as the women had said, but they did not see Jesus.”

He said to them, “How _____ (foolish) you are, and how slow to believe all that the prophets have spoken! Did not the Messiah have to suffer these things and then enter his glory?” And beginning with _____ (Moses) and all the Prophets, he explained to them what was said in all the Scriptures concerning himself.

As they approached the village to which they were going, Jesus continued on as if he were going farther. But they urged him strongly, “Stay with us, for it is nearly ●●●

continue over page...



SESSION EIGHT

continued

- ● ● evening; the day is almost over.” So he went in to stay with them.

When he was at the _____(table) with them, he took _____(bread), gave thanks, broke it and began to give it to them. Then their _____(eyes) were opened and they recognized him, and he

disappeared from their sight. They asked each other, “Were not our hearts burning within us while he talked with us on the road and opened the Scriptures to us?”

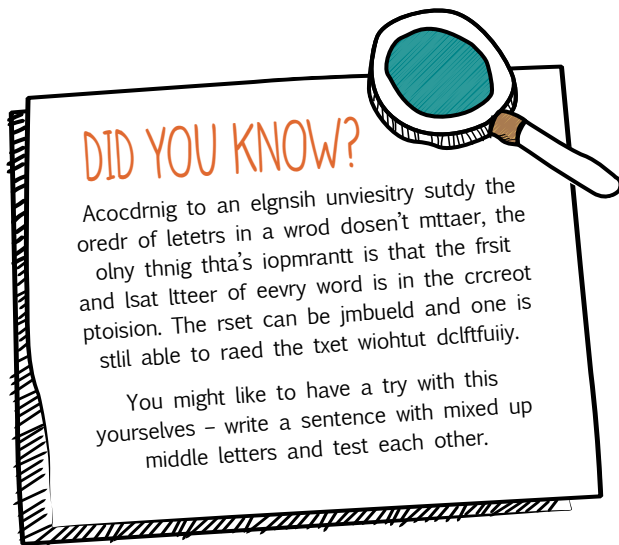
They got up and returned at once to Jerusalem. There they found the Eleven and those with them,

assembled together and saying, “It is true! The Lord has risen and has appeared to Simon.” Then the two told what had happened on the way, and how Jesus was recognized by them when he broke the bread.))

Luke 24:13-35 NIV

“SEEK NOT TO UNDERSTAND THAT YOU MAY BELIEVE, BUT BELIEVE THAT YOU MAY UNDERSTAND.”

- SAINT AUGUSTINE (354-430) THEOLOGIAN -



EXPLORE

Ask the children to retell the story by putting the footprints in the right order.

OUT OF THE BOX

- Go on a family hunt with your magnifying glass or binoculars to look closely at 3 things and observe what you cannot usually see (e.g. blade of grass with veins, carpet with crumbs, or an eyeball with flecks). We are opening our eyes to really notice what we didn't see before - just like the two disciples in the story.

Questions

The disciples walked with Jesus without even knowing it.

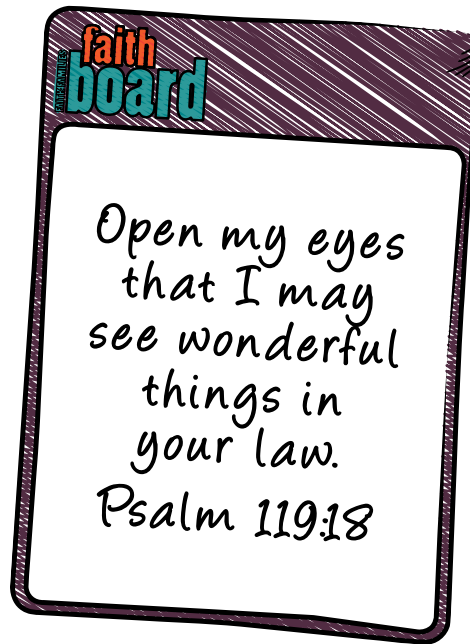
- **What does it mean for us to walk with Jesus each day? e.g. tell others about him, be kind to people who are hurting, tell the truth**
- Turn the foot prints over to the blank side and each write some ways that we can follow in Jesus' footprints.

PRAY

Each take your footprint. Read out what you have written and turn it into a sentence prayer, e.g. “Lord Jesus, please remind us to keep asking you if we are following you in our actions.”

LIVE

Take some time this week to go for a walk as a family when you can just talk and share questions you have about Jesus.



OTHER IDEAS

- Record an Interview: Imagine being a journalist and interviewing the two travellers on the road to Emmaus. Your task is to use the video camera and record the interview. Make sure the children have a go at being interviewed! Let the interviewer ask questions like:

What we can learn from this mysterious appearance?

Why didn't they recognise Jesus?

You may think of some other questions...

- Have fun with dress ups; try on some disguises – Who do you appear to be? Are you still recognisable as you?
- Try another visual illusion called “Benham’s Disc” (Illustration C) – cut it out from the appendix and pin or blue tack it to the top of a pencil. Spin the pencil so the disc spins as rapidly as possible. The disc is black and white, but when it is spun, colours seem to appear in it.



CHECK OUT WHAT YOU NEED FOR NEXT SESSION...



SESSION EIGHT




ILLUSTRATION A



ILLUSTRATION B

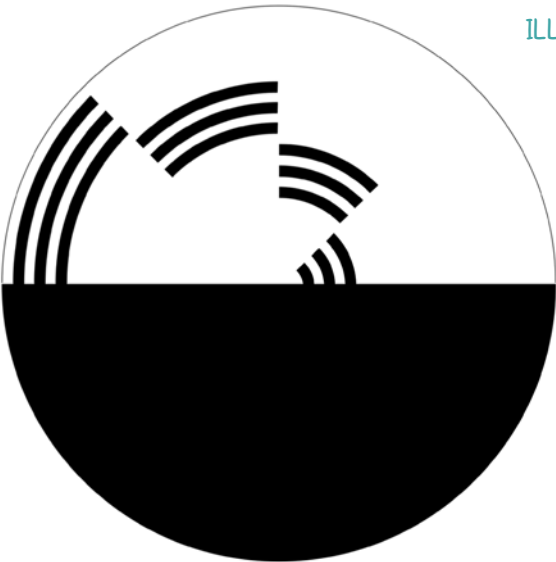


ILLUSTRATION C

SESSION EIGHT

